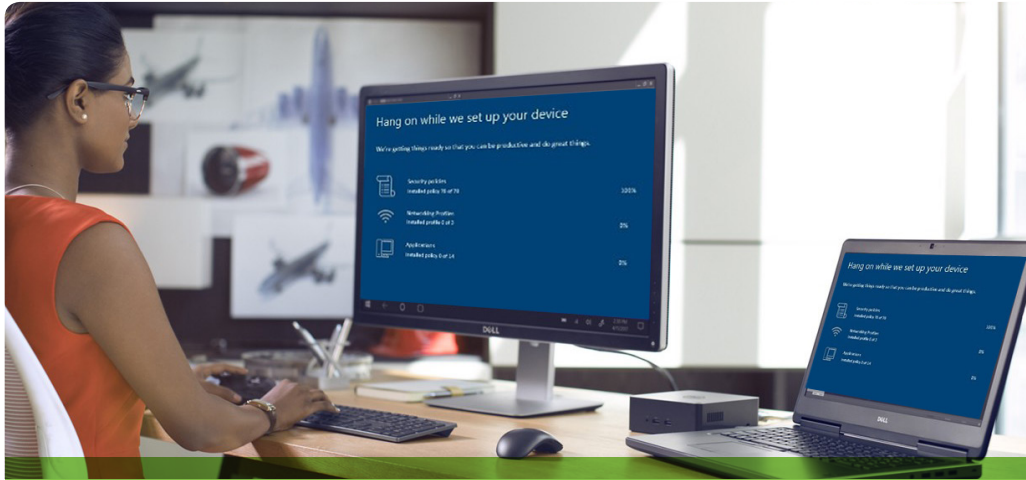




Deploy pre-configured systems for instant productivity



Eliminate manual PC configuration and enable user productivity in minutes with automated setup of applications and settings.

Dell Provisioning for VMware® Workspace ONE™

Traditional approaches to PC deployment and management are high IT touch, expensive, and do not scale to remote users off the company network. Unified endpoint management brings cost and scale efficiencies – leverages cloud-based, modern management and deployment of PCs with Windows 10 from the same tool managing rest of their end-user computing devices. With over-the-air provisioning, organizations can move from a golden image-based approach to a simpler, out of box PC setup that saves cost and user productivity at first boot. Still, customers with knowledge workers that rely on large Windows apps face bandwidth constraints and user downtime when deploying these apps and configurations from the cloud at first boot.

Dell and VMware uniquely address this challenge by combining provisioning services to simplify PC deployment with unified endpoint management to support a wide variety of use cases – whether managing remote worker devices; or corporate branch office PCs.

Employees receive new systems requiring just a few keystrokes to start being productive

What used to take hours can be done in minutes. Dell Provisioning for VMware Workspace ONE automates and expedites the PC provisioning process to yield an extremely low-touch deployment at a fraction of a cost of traditional deployment. By provisioning systems in the factory, and shipping these straight to the customer, users can become instantly productive from the first boot. New Dell systems are pre-loaded with customers' required apps – including large Win32 apps – ensuring users are not waiting for apps to download and install when they power on the first time.

Based on each customer's deployment objectives, we pre-configure all of the applications and settings from a customer provided provisioning package (PPKG) and configuration file on top of an up-to-date version of a Windows 10 OS free of unauthorized software*.

By installing the PPKG in the factory and shipping directly to end-users, we reduce network dependencies and accelerate the overall deployment process. After first boot, the device is automatically registered to the organization's domain and Workspace ONE keeps the firmware, drivers, operating system, applications and company policy up-to-date on any network. This advanced approach also helps in disaster recovery and remote retirement or re-provisioning scenarios, with the ability to fully recover apps and management in the event of an OS reset or recovery.

Key benefits:

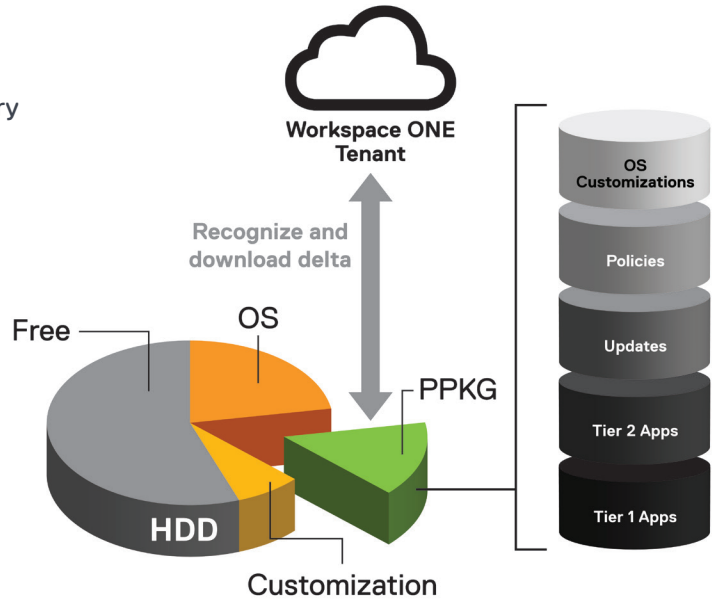
- Provision applications, OS and settings in the factory and configure domain join
- Ship pre-configured PC directly to customer or end-user
- Provide ready-to-work experience to user from first boot
- Enables hardware and OS level security at boot
- Keep device fully updated from the cloud including OS updates, security settings and system policies
- Move time, work and bandwidth into the Dell factory
- Adopt the next version of Windows 10 on your schedule

System provisioned in the factory

- Generic image loaded on system in factory, limited to a Windows 10 OS free of unauthorized software*.
- Provisioning Package (PPKG) file installed on system in factory
- A configuration file is loaded which enables the first boot PC setup experience

Enrollment from the cloud

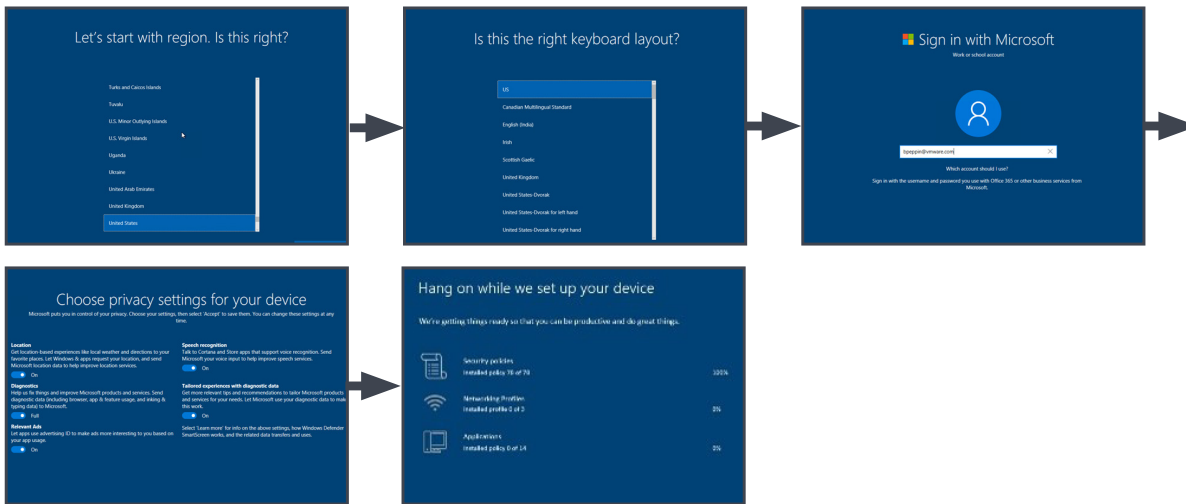
- End-user identified in the Workspace ONE tenant
- Tenant in the cloud queries the PPKG on the system hard drive and updates only the changes that have occurred since the factory build
- Device joins through Active Directory or Azure Active Directory
- PPKG package is deployed, policies are configured, system connects to email, Wi-Fi and VPN are set up



The PPKG enables users to be ready-to-work in minutes.

Instant productivity out of the box

- End-user prompted with simplified out-of-box setup process addressing settings such as preferred language and keyboard layout
- No waiting for critical application downloads
- End-user connects to the internet, setup connects to the corporate network
- End-user signs in with corporate credentials
- PPKG can be reused for remote re-imaging and reassignment of devices



Empower your users to self-serve

Give remote employees and small branch offices independence with user-centric tools that enable productivity from day one, as well as ongoing secure access and remote management and updates.

Provisioning for VMware Workspace ONE can simplify the PC deployment so much that a nontechnical end-user can deploy themselves. From the users' perspective, it only takes a few keystrokes to make their device ready to use – and with self-service options, higher levels of satisfaction. From IT's perspective, limited or low touch involvement with configuration and imaging removes mundane tasks and saves them time and money.

And in some cases, end-users can proceed directly to the Windows start up sequence with no preliminary interaction required.

For more information about **Dell Provisioning**, please contact your Dell EMC representative.

*Depending upon the type of license provided in the unattend.xml file and policy configuration, unauthorized non-business application may be automatically pushed from the cloud on first boot. These applications may appear as Start Menu tiles and could include such packages as Candy Crush, Solitaire, Bubble Witch, etc. © 2019 Dell Inc. All rights reserved. Trademarks and trade names may be used in this document to refer to either the entities claiming the marks and names or their products. Specifications are correct at date of publication but are subject to availability or change without notice at any time. Dell and its affiliates cannot be responsible for errors or omissions in typography or photography. Dell's Terms and Conditions of Sales and Service apply and are available on request. Dell service offerings do not affect consumer's statutory rights. January 2019 | Provisioning-for-VMware-Workspace-ONE-Datasheet

